



The Loveliest postcard



[The Longest Strongest Thread](#)
By Inbal Leitner

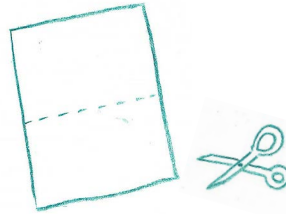


Scallywag Press


The Loveliest postcard (instructions)

1. Print "The Loveliest Postcard" A4 page (on thick paper, if possible).


2. Cut around the blue dotted lines.



3. Fold in the middle, creating a double-sided postcard.



4. Glue both sides and wait until dry.



5. On one side draw yourself, your loved one/s and **The Longest Strongest Thread** that connects you!




Will you draw a straight line? Zigzaggy?? Maybe a crazy & fun one???

6. On the other side write a loving message, write the address and add a stamp.



7. Send "The Loveliest Postcard" to your loved one/s.
(p.s. If you printed the file on thin A4 paper, put the postcard in an envelope).



[The Longest Strongest Thread](#)
By Inbal Leitner



Scallywag Press