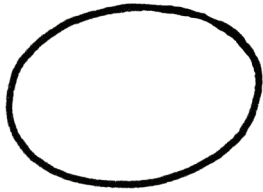



# ME AND MY SISTER


## Drawing Activity




Start with an oval shape.



Add a triangle for the dress.




Add two more triangles at the top of the oval for ears.



Attach some arms and legs to the dress.



Add two more ovals and a happy smile inside the large oval.



Finish with: dots in the smaller ovals, a heart shaped nose, eyebrows and stars on the dress!



Inspired by the book "Me and My Sister" by Rose Robbins, published by:

**Scallywag Press Ltd**

