


The Happy Lion series of books – EYFS and KS1 and KS2

by Louise Fatio, Illustrated by Roger Duvoisin.

The Happy Lion books were written by a French speaking couple: Louise Fatio and Roger Duvoisin. Roger and Louise grew up in France and Switzerland, but went to live in America in the 1920s. Although they learned English, they carried on speaking French with their friends and family. Their books contain French phrases and words and the stories are set in a little French town with French shops and signs.

- These notes support the National Curriculum reading objectives and MFL (French) objectives. They are suitable for children in EYFS and KS1 but can also be used as a fun, engaging tool to support those beginning to learn French in KS2.



Vocabulary that you will need:	Translation	Supported by recording:
Bonjour	Hello/Good morning/ Good afternoon...	1
Bonjour Madame! (female singular)	Hello Madam/Mrs... (Madame is commonly used to address married ladies or older ladies).	
Bonjour Mesdames! (female plural)	Hello when addressing a group of married/older ladies.	
Bonjour Monsieur! (male singular)	Hello Sir – used to address one man.	
Bonjour Messieurs! (male plural)	Hello when addressing a group of men.	
Bonjour, mon ami	Hello my friend	
Bonjour, Maman	Hello Mum.	
Bonjour, Papa	Hello, Dad.	

Au revoir!	Goodbye!	
Oh laa!	Oh dear!	2 (NB: these phrases are found in book 3 of the series: <i>Three Happy Lions.</i>)
O, quelle horreur, mon petit lion, comme tu es gros!	Oh how awful, my little lion - how large you are!	
Ameublement	Furniture shop	3
Boucherie	Butcher	
Café	Café	
Charcuterie	Delicatessen	
Chaussures	Shoes	
Cycles	Cycle shop	
Cordonnier	Cobbler	
Epicerie	Grocery	
Modes	Clothes	
Modes D'Enfants	Children's clothes	
Pâtisserie	Cake shop	
Pharmacie	Pharmacy	
Vins Fins	High quality off license	

Look through 'The Happy Lion' with your child/children.

Where is it set?

What can you see?

Who do you think the main character in the story is?

Explain that the story is set in a little French town.

Ask the children: **What clues are there that the story is set in France?** (French words & phrases, French shop names)


Listen to the recordings of the French greetings (recording 1) – ask the children to listen and then repeat the words. **Can they say them in a high voice? Can they say them in a low voice? Can they say them in a silly voice?** Turn to someone nearby and practise saying 'Bonjour!' to them.

Additional activity: *Bonjour game or Tarte aux Pommes (apple pie):* Choose one child who stands at the front of the class with their back to the group. Another child says a word or phrase from the list above (e.g. *Bonjour Mesdames* or *Au revoir Monsieur*), but disguises their voice. The child at the front has 3 guesses to find out who it was (*C'était qui?*) If they guess correctly they stay at the front for another go. If not, the child who said the phrase takes their place.

Ask children to get into pairs or small groups. Decide who they will be – e.g. a lady, a man, a friend, Mum, Dad. Practise greeting each other in the correct way. The children could then present their role plays to the rest of the group and those listening have to say who each person was by listening to the greetings.

Additional activity: Ask children to draw a picture of themselves and use speech bubbles to practise writing the greetings in French. They could draw themselves in different places – e.g. at home, at school or with their friends and practise writing the appropriate greetings for the different people they meet.

Read 'The Happy Lion' up to page 5. Every time a character says, '**Bonjour, Happy Lion**', ask the children to repeat it too. Invite a child to be the happy lion and others to walk past and wave, saying, '**Bonjour Happy Lion!**'



Look at this picture from page 7 of the story. The Happy Lion has found an open door. **What do you think he will do?**

Ask children to give/write down their predictions.

Continue the story – when you come across any French greetings, ask the children to say them out loud or repeat after you.

On p.8, the happy lion says, '**Bonjour, my friend**' to the squirrel. Ask your children: **how would we say this in French? ('Bonjour, mon ami')**

Stop at page 10 when the happy lion meets Monsieur Dupont. Ask the children how we would say '**Monsieur Dupont**' in English? (**Mr Dupont**) Say '**Bonjour, Monsieur Dupont!**'

What else in the picture tells us that the story is set in France? (Epicerie & Hôtel de la Truite)

Ask the children why Monsieur Dupont fainted on the sidewalk.

Ask the children: **What would you do if you saw a lion walking down the street?**

Freeze frame: Ask the children to think of something they would do or how they would feel if they saw a lion walking down the street. Children have to act out their action or feeling and when the adult shouts 'Freeze!' they freeze in that position and everyone guesses how they would feel.

Introduce the following phrases:

O, quelle horreur, mon petit lion, comme tu es gros! (**Oh, how awful, my little lion, how large you are!**)

Oh la la! (**Oh dear!**)

Listen to recording 2 and practise saying the phrases in French. Once the children are confident, invite the children to add them to their freeze frames and act out their actions/feelings, adding in one of the 2 phrases.

Additional activity: *Sur mes lèvres (Read my Lips):* Mouth the word or phrase you are practising, and children say it aloud or write it on a mini-whiteboard.

Continue reading the story. When you get to a part when a character/s screams and runs away from the lion, practise saying, '*Oh la la!*' or '*Quelle horreur!*' or '*Comme tu es gros!*'

When you have reached the end of the book, discuss why the lion was happier at the zoo than walking around the town. **What did he think of the people in the town? Why did he think they had all reacted so strangely to him simply saying, 'Bonjour'?**

Recap how we knew the story was set in France (French greetings and shop names).

Listen to recording 3 and practise saying the different names for the shops – ask the children: **Can you find these shops in the book? What do you think each shop is? What would they sell there?**

Write or draw the shop names on a whiteboard/large piece of paper. Show various items that would be sold in each shop. **Can you match the items to the correct shop?**

Additional activities: 1) Children can use French dictionaries to find out the French words for the items in the shop. They could then try the activity above again but this time, when an adult calls out the name of a shop in French, the child has to reply in French, giving an item that would be found in that shop.

2) Children can draw a map of the Happy Lion's walk around town. Use the names of the shops and any other places they see (e.g. *Hôtel de la Truite*) to label their map. Children could also add the characters that the Happy Lion meets on his walk, along with the greetings he says.

Additional activities that can be used with Book 3: *Three Happy Lions*

- The following notes are based on *Three Happy Lions* but the suggested activities can be used in conjunction with any of the books in the series.

Vocabulary that you will need:	Translation	Supported by recording:
Voilà!	There!	4
O, Maman, comme il est joli, le petit lion!	Oh Mum, the little lion is so pretty!	
Oh, quel mignon petit lion!	Oh what a cute little lion!	
Mon gentil petit lion	My lovely little lion	
O, quelle horreur, mon petit lion, comme tu es gros!	Oh how awful, my little lion - how large you are!	
Oh la la!	Oh dear!	
Pas comme ça, mon ami!	Not like that, my friend!	
Defense d'afficher	No bill stickers/Do not affix posters	
Defense de marcher sur le gazon.	Do not walk on the grass	
Elephant	Elephant	5

La souris	Mouse	
Le chat	Cat	
Le chien	Dog	
Lions	Lions	
Oiseaux	Birds	
Reptiles	Reptiles	
Singes	Monkeys	
Ou est-il, Happy Lion? Voila! Il est dans la Maison du Lion!	Where is the Happy Lion? There! He is in the Lion's House!	6
Ou est-elle, Happy Lioness? Voila! Elle aussi est dans la Maison du Lion!	Where is the Happy Lioness? There! She is also in the Lion's House!	
Qui habite dans le zoo? Happy Lion habite dans le zoo.	Who lives in the zoo? Happy Lion lives in the zoo.	
Les singes habitent dans le zoo.	The monkeys live in the zoo.	
Les elephants habitent dans le zoo.	The elephants live in the zoo.	

Est-ce que Monsieur Dupont et Madame Pinson habitent dans le zoo? Non! Ils habitent dans la ville!	Do Mr Dupont and Mrs Pinson live in the zoo? No! They live in the town!	
Qui d'autre habite dans le zoo? Les oiseaux habitent dans le zoo. Les reptiles habitent dans le zoo. Les singes habitent dans le zoo.	Who else lives in the zoo? The birds live in the zoo. The reptiles live in the zoo. The monkeys live in the zoo.	
Ou habites-tu?	Where do you live?	

Read *Three Happy Lions*. Listen to recording 4 and practise saying each word or phrase as it appears in the story.

Game: *Répétez si c'est vrai* (Repeat if it is true): Show a flashcard and say a word or phrase from the recording. If this corresponds to the card shown, the children repeat it. If not, they remain silent.

Role Play activities: Invite children to get into pairs or small groups and try the following role play activities.

1. Point to the Happy Lion in the book: say **'Voilà!'**
2. Pretend to be a child visiting the zoo with your mother: say **'O, Maman, comme il est joli, le petit lion!'**
3. Pretend to be the rich lady who visits the zoo: **'Oh, quel mignon petit lion! 'Mon gentil petit lion.'**
Then (after the lion breaks the bed) **'O, quelle horreur, mon petit lion, comme tu es gros!'**
4. Pretend to be the lion tamer: **'Oh la la! Pas comme ça, mon ami!'**
5. Pretend to be the mayor, reading out one of the signs: **Defense d'afficher! Defense de marcher sur le gazon!**

When children are feeling very confident, they could use the greetings from their previous learning and add these to their role plays – e.g. Point to the Happy Lion in the book and say: **'Voilà! Bonjour Happy Lion!'**

Discuss the Happy Lion's home with the children. **Which animals would you expect to find in a zoo?**

Look at p.25 – 6 of *Three Happy Lions*. Ask the children: **can you find the French names for the different animals?**

What do you think they mean? Do any of the words look like the English words for those animals?

Listen to recording 5.

Ask children to pick 3 animals from the zoo and draw them. Label with their French names.

Listen to recording 6. Practise saying the questions and answers.

Children get into pairs and practise asking a question to their partner then replying to their partner's questions.

Children to make a comic strip using the vocabulary from recording 6.

Include speech bubbles with the characters so they can practise writing and saying the questions and answers.

Challenge: Include other parts of the story – e.g. shop names (from Book 1: *The Happy Lion*) and different animals (from Book 3: *Three Happy Lions*).

When they have finished, invite children to role play their comic strips and present in front of the class.

Additional activity: Ask children to write a review of one or all the stories in the Happy Lion series.

Example questions could include: **What was your favourite part of the book/s and why? Would you recommend the books and who would you recommend them to? Did you enjoy learning French alongside the story? What other French phrases would you like to learn? Have you read any other stories similar to these? If so, which ones?**

The Happy Lion




The Happy Lion Roars

The Three Happy Lions

are published by Scallywag Press Ltd



www.scallywagpress.com



Notes by Rebecca Sanders, teacher at a London primary school and private tutor at www.nextstepstutoring.co.uk